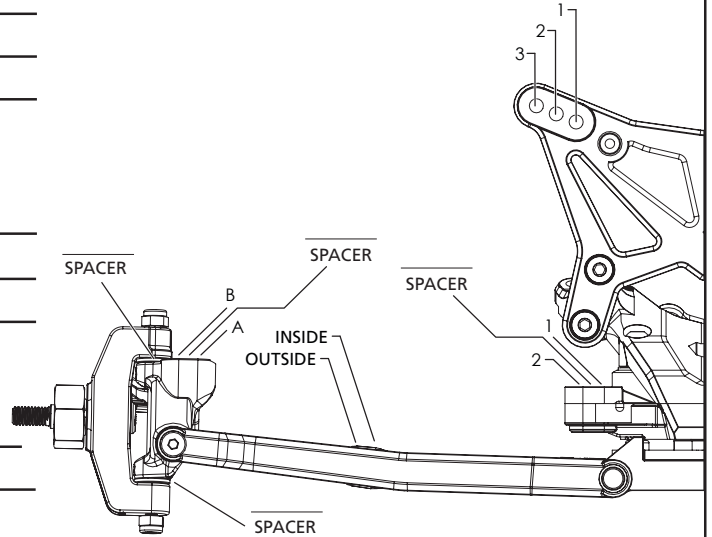


Name: _____		Date: _____	Event: _____
City: _____ State: _____		Track: _____	
Track Conditions: <input type="checkbox"/> Indoor <input type="checkbox"/> Outdoor <input type="checkbox"/> Tight <input type="checkbox"/> Open <input type="checkbox"/> Smooth <input type="checkbox"/> Rough <input type="checkbox"/> Hard Packed <input type="checkbox"/> Loose/Loamy <input type="checkbox"/> Blue Groove <input type="checkbox"/> Dry <input type="checkbox"/> Wet <input type="checkbox"/> Dusty <input type="checkbox"/> Grass <input type="checkbox"/> Astro Turf <input type="checkbox"/> Low Bite <input type="checkbox"/> Med Bite <input type="checkbox"/> High Bite <input type="checkbox"/> Other _____			

**Front Suspension**

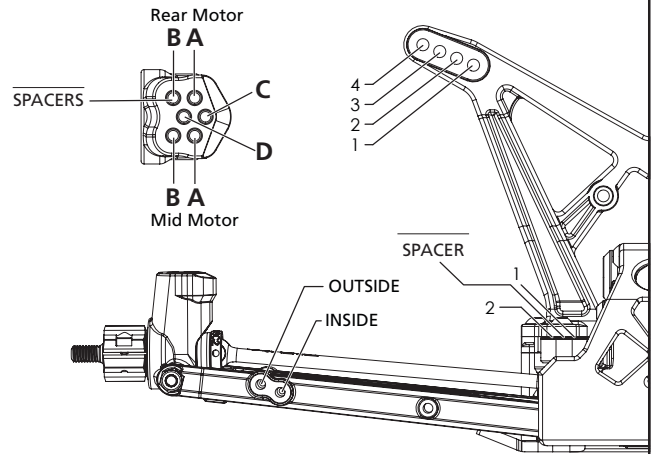
Toe: \_\_\_\_\_  
 Ride Height: \_\_\_\_\_  
 Camber: \_\_\_\_\_  
 Caster:  0°  5°    Trail:  2mm  4mm  
 Kick Angle:  20°  25°  30°  
 Oil: \_\_\_\_\_  
 Piston: \_\_\_\_\_  
 Spring:  Standard  Low Freq.    Color: \_\_\_\_\_  
 Front Pivot:  Aluminum  Plastic  HRC  
 Kick Shim:  Brass  Plastic  
 Shock Limiters: \_\_\_\_\_ Stroke: \_\_\_\_\_  
 Shock Location: \_\_\_\_\_  
 Steering Type:  Slide Rack  Bell Cranks  
 Spindle Ball Stud:  Standard  Low Mount  
 Bumper Steer Spacers: \_\_\_\_\_  
 Ackermann Ball Stud:  Standard  Low Mount  
 Ackermann Spacers: \_\_\_\_\_  
 Camber Link: \_\_\_\_\_



Notes: \_\_\_\_\_  
 \_\_\_\_\_  
 \_\_\_\_\_

**Rear Suspension**

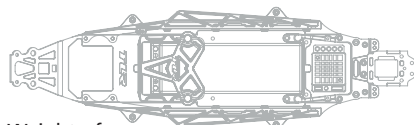
Chassis Configuration:  Rear Motor  Mid Motor  
 Toe: \_\_\_\_\_  
 Anti-Squat: \_\_\_\_\_  
 Roll Center:  Low Roll Center (LRC)  High Roll Center (HRC)  
 Ride Height: \_\_\_\_\_  
 Camber: \_\_\_\_\_  
 Rear Hub Spacing: \_\_\_\_\_  
 Hex Width: \_\_\_\_\_  
 Oil: \_\_\_\_\_  
 Piston: \_\_\_\_\_  
 Spring:  Standard  Low Freq.    Color: \_\_\_\_\_  
 Shock Limiters: \_\_\_\_\_ Stroke: \_\_\_\_\_  
 Camber Link: \_\_\_\_\_  
 Shock Locations: \_\_\_\_\_  
 Body/Cut Outs: \_\_\_\_\_  
 Battery Position: \_\_\_\_\_



**Electronics**

Radio: _____	Timing Advance: _____
Servo: _____	Throttle/Brake Expo: _____
ESC: _____	Servo Expo: _____
Initial Brake: _____	Throttle/Brake EPA: _____
Drag Brake: _____	Motor: _____
Throttle Profile: _____	Pinion: _____ Spur: _____
	Battery: _____

**Weight Placement**  
(Mark with "X")



Weight of each piece \_\_\_\_\_ oz./g

Tires	Tread	Compound	Insert	Additive
Front: _____	_____	_____	_____	_____
Rear: _____	_____	_____	_____	_____
Notes: _____	_____			